# Telling the time

★ ★ ★
EXAMPLE

Grade 1–3 · BEELD

look

write













**QUESTIE'S TIP**

Look at the example. Then do it yourself.

# Telling the time

★ ★ ★
EASY

Grade 1–3 · BEELD

Name: _____ Class: _____ Date: _____

**write**

1



2



3



4



5



6



7



8



9



10



11



12



# Telling the time

★ ★ ★
MEDIUM

Grade 1–3 · BEELD

Name: _____ Class: _____ Date: _____

**write**

1




2




3




4




5




6




7




8




9




10




11




12



# Telling the time

★ ★ ★
HARD

Grade 1–3 · BEELD

Name: _____ Class: _____ Date: _____

**write**

1

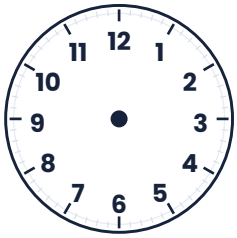

03:20

2

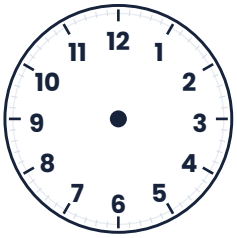

07:55

3

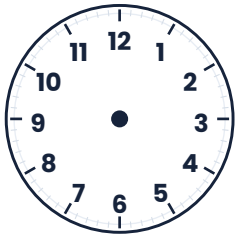

09:10

4

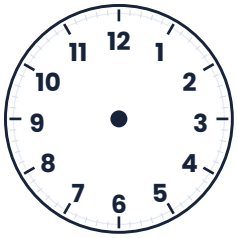

01:35

5

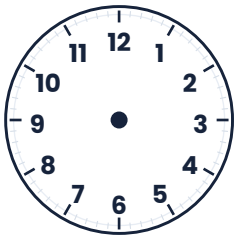

11:25

6

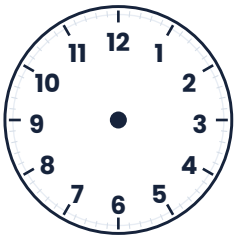

05:40

7

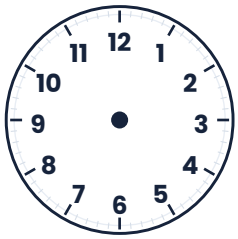

08:05

8

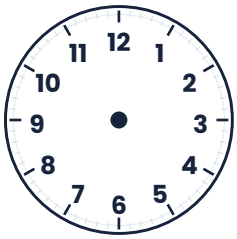

12:50

9

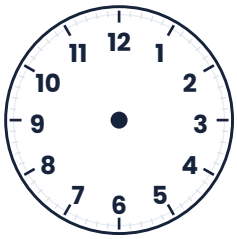

06:35

10

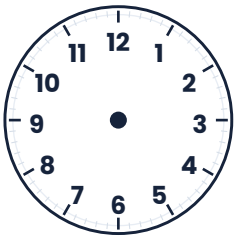

10:20

11

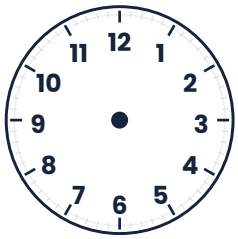

02:55

12

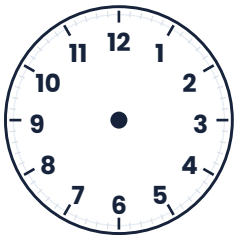

04:10

# Telling the time

★ ★ ★
PUZZLE

Grade 1–3 · BEELD

Name: _____ Class: _____ Date: _____

**colour** **write**



09:00

03:00

11:00

07:30

05:30

01:30






## TEACHER'S NOTE

This sheet deliberately uses almost no language: the task is shown as a pictogram at the top. Model the first item together, then the pupil can work independently. Page 2 is the entry level, page 4 the challenge; it is fine to let a pupil stay on one page.

# Telling the time

For the teacher

★ ★ ★ ANSWERS

Grade 1–3 · BEELD

## EASY

| | | | |
|---|---|---|---|
| 1. 03:00 | 2. 07:30 | 3. 09:00 | 4. 01:30 |
| 5. 11:00 | 6. 05:30 | 7. 08:00 | 8. 12:30 |
| 9. 06:00 | 10. 10:30 | 11. 02:00 | 12. 04:30 |

## MEDIUM

| | | | |
|---|---|---|---|
| 1. 03:15 | 2. 07:45 | 3. 09:15 | 4. 01:45 |
| 5. 11:30 | 6. 05:15 | 7. 08:45 | 8. 12:15 |
| 9. 06:45 | 10. 10:15 | 11. 02:45 | 12. 04:15 |

## HARD

| | | | |
|---|---|---|---|
| 1. 03:20 | 2. 07:55 | 3. 09:10 | 4. 01:35 |
| 5. 11:25 | 6. 05:40 | 7. 08:05 | 8. 12:50 |
| 9. 06:35 | 10. 10:20 | 11. 02:55 | 12. 04:10 |

## PUZZLE

| | | | |
|---|---|---|---|
| A-2 | B-4 | C-1 | D-6 |
| E-3 | F-5 | | |