Times tables 1 to 10

★ ★ ★
EXAMPLE

Grade 2–3 · BEELD

look

write

$4 \times 5 =$ 20



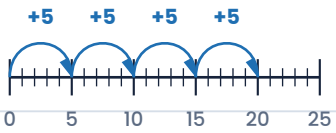

QUESTIE'S TIP

Look at the example. Then do it yourself.

Times tables 1 to 10

★ ★ ★
EASY

Grade 2–3 · BEELD

Name: _____ Class: _____ Date: _____

write

1 $2 \times 3 =$ ☐	2 $5 \times 4 =$ ☐	3 $10 \times 7 =$ ☐	4 $2 \times 8 =$ ☐
5 $5 \times 6 =$ ☐	6 $10 \times 4 =$ ☐	7 $2 \times 9 =$ ☐	8 $5 \times 8 =$ ☐
9 $10 \times 9 =$ ☐	10 $2 \times 6 =$ ☐	11 $5 \times 7 =$ ☐	12 $10 \times 3 =$ ☐
13 $1 \times 8 =$ ☐	14 $2 \times 4 =$ ☐	15 $5 \times 9 =$ ☐	16 $10 \times 6 =$ ☐
17 $2 \times 7 =$ ☐	18 $5 \times 3 =$ ☐	19 $10 \times 8 =$ ☐	20 $2 \times 5 =$ ☐
21 $5 \times 5 =$ ☐	22 $10 \times 2 =$ ☐	23 $1 \times 9 =$ ☐	24 $2 \times 10 =$ ☐

Times tables 1 to 10

MEDIUM

Grade 2–3 · BEELD

Name: _____ Class: _____ Date: _____

write

1 $3 \times 4 =$ ☐	2 $4 \times 6 =$ ☐	3 $6 \times 3 =$ ☐	4 $3 \times 7 =$ ☐
5 $4 \times 8 =$ ☐	6 $6 \times 5 =$ ☐	7 $3 \times 9 =$ ☐	8 $4 \times 4 =$ ☐
9 $6 \times 7 =$ ☐	10 $3 \times 6 =$ ☐	11 $4 \times 9 =$ ☐	12 $6 \times 8 =$ ☐
13 $3 \times 8 =$ ☐	14 $4 \times 7 =$ ☐	15 $6 \times 9 =$ ☐	16 $3 \times 5 =$ ☐
17 $4 \times 5 =$ ☐	18 $6 \times 6 =$ ☐	19 $3 \times 3 =$ ☐	20 $4 \times 3 =$ ☐
21 $6 \times 4 =$ ☐	22 $3 \times 10 =$ ☐	23 $4 \times 10 =$ ☐	24 $6 \times 10 =$ ☐

Times tables 1 to 10

★ ★ ★
HARD

Grade 2–3 · BEELD

Name: _____ Class: _____ Date: _____

write

1 $7 \times 4 =$ ☐	2 $8 \times 6 =$ ☐	3 $9 \times 3 =$ ☐	4 $7 \times 7 =$ ☐
5 $8 \times 8 =$ ☐	6 $9 \times 6 =$ ☐	7 $7 \times 9 =$ ☐	8 $8 \times 4 =$ ☐
9 $9 \times 8 =$ ☐	10 $7 \times 6 =$ ☐	11 $8 \times 9 =$ ☐	12 $9 \times 7 =$ ☐
13 $7 \times 8 =$ ☐	14 $8 \times 7 =$ ☐	15 $9 \times 9 =$ ☐	16 $7 \times 3 =$ ☐
17 $56 : 8 =$ ☐	18 $54 : 6 =$ ☐	19 $56 : 7 =$ ☐	20 $81 : 9 =$ ☐
21 $42 : 6 =$ ☐	22 $72 : 9 =$ ☐	23 $42 : 7 =$ ☐	24 $36 : 4 =$ ☐

Times tables 1 to 10

★ ★ ★
PUZZLE

Grade 2–3 · BEELD

Name: _____ Class: _____ Date: _____

colour **write**

24 30 28

4 × 6 =	3 × 8 =	6 × 4 =	8 × 3 =	2 × 12 =	12 × 2 =
5 × 6 =	3 × 10 =	6 × 5 =	10 × 3 =	7 × 4 =	4 × 7 =

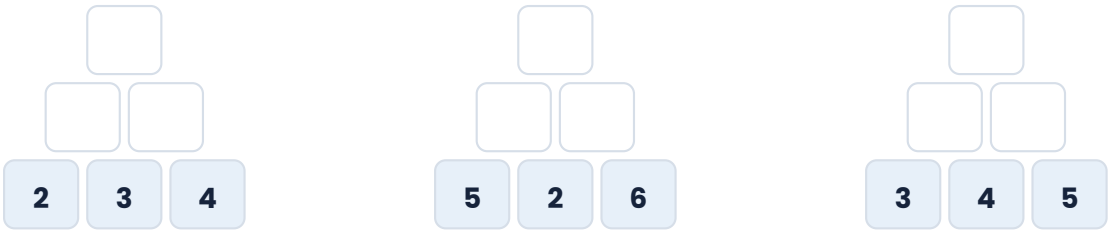



TEACHER'S NOTE

This sheet deliberately uses almost no language: the task is shown as a pictogram at the top. Model the first item together, then the pupil can work independently. Page 2 is the entry level, page 4 the challenge; it is fine to let a pupil stay on one page.

Times tables 1 to 10

For the teacher

ANSWERS

Grade 2–3 · BEELD

EASY

1. 6	2. 20	3. 70	4. 16
5. 30	6. 40	7. 18	8. 40
9. 90	10. 12	11. 35	12. 30
13. 8	14. 8	15. 45	16. 60
17. 14	18. 15	19. 80	20. 10
21. 25	22. 20	23. 9	24. 20

MEDIUM

1. 12	2. 24	3. 18	4. 21
5. 32	6. 30	7. 27	8. 16
9. 42	10. 18	11. 36	12. 48
13. 24	14. 28	15. 54	16. 15
17. 20	18. 36	19. 9	20. 12
21. 24	22. 30	23. 40	24. 60

HARD

1. 28	2. 48	3. 27	4. 49
5. 64	6. 54	7. 63	8. 32
9. 72	10. 42	11. 72	12. 63
13. 56	14. 56	15. 81	16. 21
17. 7	18. 9	19. 8	20. 9
21. 7	22. 8	23. 6	24. 9

PUZZLE

1. 24	2. 24	3. 24	4. 24
5. 24	6. 24	7. 30	8. 30
9. 30	10. 30	11. 28	12. 28