Recognising and naming fractions

The bottom number says how many parts, the top says how many you take.

★ ★ ★ EXPLANATION

Grade 3 · REK-BR-L1

Name: _____ Class: _____ Date: _____

WHAT YOU WILL LEARN

You will learn what a fraction is, how to write it and how to draw it.

WHAT YOU ALREADY KNOW

You can share things out fairly and you know the 2, 3, 4 and 5 times tables.

WORDS YOU NEED

fraction numerator denominator part whole

HOW TO DO IT — STEP BY STEP

1. **Split the whole into equal parts.**
   A pizza into 4 equal parts.
2. **The bottom number is the denominator.**
   It says how many parts the whole is split into. Here: 4.
3. **The top number is the numerator.**
   It says how many parts you take. Take 3 and you have 3/4.
4. **Say the fraction out loud.**
   3/4 is three quarters. You say the top number first.

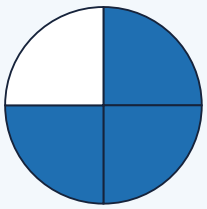

3 of the 4 parts coloured



$\frac{3}{4}$ — 3 = numerator, 4 = denominator

REMEMBER

Denominator = how many parts (bottom).
Numerator = how many you take (top).
The parts must always be equal in size.

QUESTIE'S TIP

The bigger the bottom number, the smaller the parts. So 1/8 is smaller than 1/4, even though 8 looks like a bigger number.

Recognising and naming fractions

The bottom number says how many parts, the top says how many you take.

★ ★ ★ TOGETHER

Grade 3 · REK-BR-L1

Name: _____ Class: _____ Date: _____

WHICH FRACTION IS COLOURED?

Write the fraction under the shape.

1. 
2. 
3. 
4. 
5. 
6. 

COLOUR THE FRACTION

Colour the right number of parts.

1.  $\frac{3}{5}$
2. 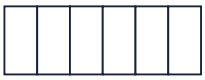 $\frac{1}{6}$
3.  $\frac{5}{6}$
4.  $\frac{2}{4}$
5. 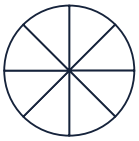 $\frac{4}{8}$
6.  $\frac{3}{8}$

NUMERATOR OR DENOMINATOR?

Fill in what is missing.

1. 1/4 = ☐ of the ☐ parts
2. 2/5 = ☐ of the ☐ parts
3. 3/8 = ☐ of the ☐ parts
4. 5/6 = ☐ of the ☐ parts



QUESTIE'S TIP

First count how many parts there are in total. That number always goes at the bottom.

Recognising and naming fractions

The bottom number says how many parts, the top says how many you take.

★ ★ ★ PRACTICE

Grade 3 · REK-BR-L1

Name: _____ Class: _____ Date: _____

A · WRITE THE FRACTION

Look carefully at the shape.

1. 
2. 
3. 
4. 
5. 
6. 
7. 
8. 
9. 
10. 
11. 
12. 

B · COLOUR THE FRACTION

Colour the right number of parts.

1. 
   $\frac{3}{8}$
2. 
   $\frac{4}{8}$
3. 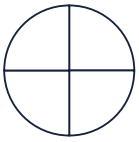
   $\frac{2}{4}$
4. 
   $\frac{5}{6}$
5. 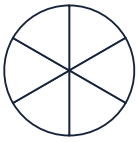
   $\frac{1}{6}$
6. 
   $\frac{3}{5}$

C · FRACTIONS ON THE NUMBER LINE

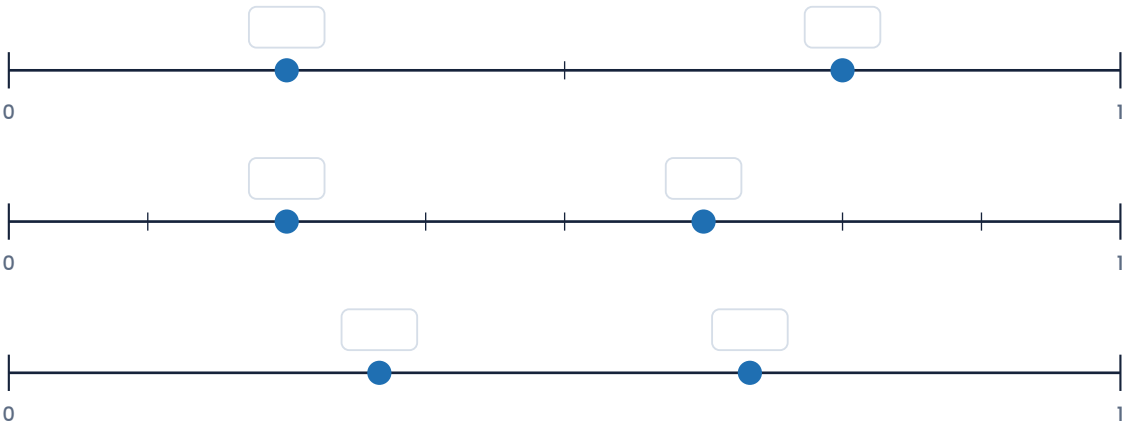

Recognising and naming fractions

The bottom number says how many parts, the top says how many you take.

★ ★ ★ APPLY

Grade 3 · REK-BR-L1

Name: _____ Class: _____ Date: _____

FRACTIONS IN REAL LIFE

Read carefully and write the fraction.

1. A pizza is cut into 8 slices. You eat 3 of them. What part of the pizza did you eat?

   Sum: ..... Answer: .....

2. There are 24 children in the class. Half go outside. How many children is that?

   Sum: ..... Answer: .....

3. A chocolate bar has 6 squares. You give 2 away. What part do you give away?

   Sum: ..... Answer: .....

4. Of the 5 apples in the bowl, 2 are red. What part of the apples is red?

   Sum: ..... Answer: .....

5. You drink a quarter of your cup. What part is still in it?

   Sum: ..... Answer: .....

6. An hour has 60 minutes. How many minutes is half an hour?

   Sum: ..... Answer: .....

Recognising and naming fractions

The bottom number says how many parts, the top says how many you take.

★ ★ ★ CHECK & CHALLENGE

Grade 3 · REK-BR-L1

Name: _____ Class: _____ Date: _____

CHECK YOURSELF

Correct out of 6: ☐

1. 1/4 _____
2. 2/3 _____
3. 3/5 _____
4. 1/2 _____
5. 5/6 _____
6. 3/8 _____

CHALLENGE

Fraction hunt

Find three things in the classroom you can split into equal parts. Draw them and write a fraction for each.

I CAN DO THIS

- I know what the numerator and denominator mean. ☺ 😐 ☹
- I can write a fraction for a shape. ☺ 😐 ☹
- I can colour a fraction. ☺ 😐 ☹

TEACHER'S NOTE

The word 'denominator' stays abstract for a long time: tie it to 'how many parts'. Watch for the classic error of naming a fraction for unequal parts; always have pupils check the parts are the same size first.

Recognising and naming fractions

For the teacher

★ ★ ★ ANSWERS

Grade 3 · REK-BR-L1

A · WRITE THE FRACTION

1. 1/2	2. 1/4	3. 3/4	4. 1/3
5. 2/3	6. 1/5	7. 3/5	8. 1/6
9. 5/6	10. 2/4	11. 4/8	12. 3/8

FRACTIONS IN REAL LIFE

1. 3/8	2. 12	3. 2/6 (= 1/3)	4. 2/5
5. 3/4	6. 30		

CHECK YOURSELF

1. numerator 1, denominator 4
2. numerator 2, denominator 3
3. numerator 3, denominator 5
4. numerator 1, denominator 2
5. numerator 5, denominator 6
6. numerator 3, denominator 8