Adding and subtracting to 100

Jump strategy: tens first, then to the whole ten, then the rest.

★ ★ ★ EXPLANATION

Grade 2–3 · REK-PM-L2

Name: _____ Class: _____ Date: _____

1 What you will learn

You will learn to work out sums to 100 in three steps: add the tens, jump to the whole ten, then add what is left.

WHAT YOU ALREADY KNOW

You can split numbers into tens and ones (28 = 20 and 8) and you know your sums to 20.

WORDS YOU NEED

tens | ones | split | whole ten | jump strategy

HOW TO DO IT — STEP BY STEP

1 Split the second number.
47 + 28. Split 28 into 20 and 8.

2 Add the tens first.
47 + 20 = 67.

3 Jump to the whole ten.
From 67 to 70 is 3. That leaves 5 of the 8.

4 Add what is left.
70 + 5 = 75. So 47 + 28 = 75.

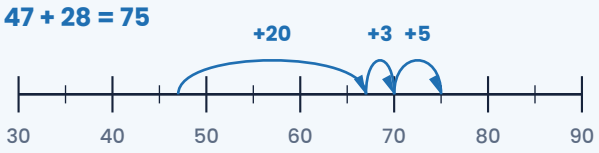

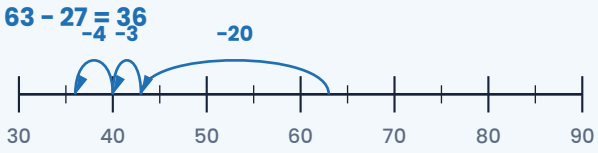

REMEMBER

Tens first, then jump to the whole ten, then the rest.
Subtracting works the same way, but backwards.

QUESTIE'S TIP

Write your in-between steps down. Even strong mathematicians write the jump down — then you can see where it went wrong.

Adding and subtracting to 100

Jump strategy: tens first, then to the whole ten, then the rest.

★ ★ ★ TOGETHER

Grade 2–3 · REK-PM-L2

Name: _____ Class: _____ Date: _____

1 Finish the jump (adding)

Fill in the steps. Tens first, then the whole ten, then the rest.

1. 47 + 28 = 47 + ☐ = ☐ + ☐ = ☐ + ☐ = ☐
2. 36 + 45 = 36 + ☐ = ☐ + ☐ = ☐ + ☐ = ☐
3. 58 + 27 = 58 + ☐ = ☐ + ☐ = ☐ + ☐ = ☐

2 Finish the jump (subtracting)

Take off the tens first, then jump back to the whole ten.

1. 63 − 27 = 63 − ☐ = ☐ − ☐ = ☐ − ☐ = ☐
2. 82 − 35 = 82 − ☐ = ☐ − ☐ = ☐ − ☐ = ☐
3. 71 − 46 = 71 − ☐ = ☐ − ☐ = ☐ − ☐ = ☐

3 Use the number line yourself

Draw the jumps and write the answer.

38 + 47 =

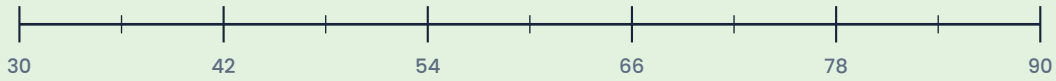

72 − 36 =

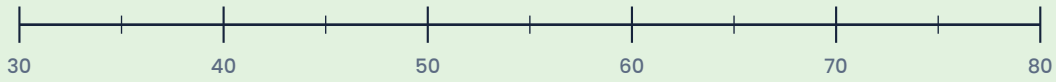

QUESTIE'S TIP

Unsure with subtraction? Check that the second number is smaller than the first. If not, you have swapped them.

Parent corner

Let your child say the jump out loud: from 8 to 10 is 2, then 3 more. If they get stuck, put down ten blocks or buttons; that makes the jump to 10 visible.

Adding and subtracting to 100

Jump strategy: tens first, then to the whole ten, then the rest.

★ ★ ★ PRACTICE

Grade 2–3 · REK-PM-L2

Name: _____ Class: _____ Date: _____

LOOK FIRST: HOW IT WORKS

47 + 28 = 75 First to 10, then add the rest.

1 A · Adding across the ten

Work them out. Add your in-between step if you need it.

1. 47 + 28 = ____	2. 36 + 45 = ____	3. 58 + 27 = ____
4. 29 + 34 = ____	5. 65 + 26 = ____	6. 48 + 39 = ____
7. 53 + 28 = ____	8. 37 + 46 = ____	9. 64 + 29 = ____
10. 25 + 58 = ____	11. 46 + 37 = ____	12. 59 + 33 = ____

2 B · Subtracting across the ten

13. 63 - 27 = ____	14. 82 - 35 = ____	15. 71 - 46 = ____
16. 54 - 28 = ____	17. 90 - 37 = ____	18. 65 - 29 = ____
19. 73 - 48 = ____	20. 81 - 56 = ____	21. 62 - 35 = ____
22. 94 - 57 = ____	23. 76 - 39 = ____	24. 50 - 24 = ____

3 C · Mixed

25. 38 + 47 = ____	26. 72 - 36 = ____	27. 56 + 29 = ____
28. 85 - 48 = ____	29. 44 + 38 = ____	30. 61 - 27 = ____
31. 27 + 56 = ____	32. 93 - 65 = ____	33. 49 + 46 = ____
34. 70 - 33 = ____		

Parent corner

Let your child say the jump out loud: from 8 to 10 is 2, then 3 more. If they get stuck, put down ten blocks or buttons; that makes the jump to 10 visible.

Adding and subtracting to 100

Jump strategy: tens first, then to the whole ten, then the rest.

★ ★ ★ APPLY

Grade 2–3 · REK-PM-L2

Name: _____ Class: _____ Date: _____

1 Maths in real life

Read carefully. Write the sum first, then the answer.

1. The library has 47 books on the top shelf and 28 on the bottom shelf. How many books are there altogether?

   Sum: _____ Answer: _____

2. A bus has 63 seats. 27 people are sitting in it. How many seats are still free?

   Sum: _____ Answer: _____

3. Mees saves 56 euros. He gets 29 euros for his birthday. How many euros does he have now?

   Sum: _____ Answer: _____

4. A farm has 82 chickens. 35 are sold. How many chickens are left?

   Sum: _____ Answer: _____

5. Class 4 collects 38 bottles and class 5 collects 47 bottles. How many bottles is that together?

   Sum: _____ Answer: _____

6. A video lasts 90 seconds. You have watched 37 seconds. How many seconds are left?

   Sum: _____ Answer: _____

2 Number wall

Add the two bricks below each other and fill in the wall.

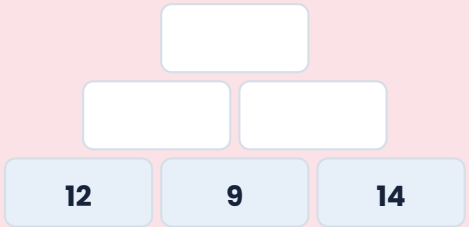

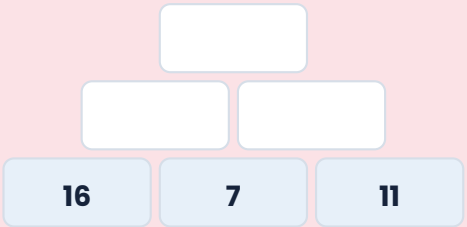

3 Write your own word problem

Write a word problem for the person next to you. Put the answer on the back, small.

Adding and subtracting to 100

Jump strategy: tens first, then to the whole ten, then the rest.

★ ★ ★
CHECK & CHALLENGE

Grade 2–3 · REK-PM-L2

Name: _____ Class: _____ Date: _____

1 Check yourself

Correct out of 6: ____

1. 46 + 38 = ____
2. 72 − 35 = ____
3. 57 + 29 = ____
4. 84 − 47 = ____
5. 38 + 46 = ____
6. 61 − 28 = ____

CHALLENGE

Find every way

Which two numbers under 100 add up to exactly 100? Write down at least six pairs. Do you see a pattern?

2 I can do this

- I can add to 100 with the jump strategy. ☺ 😐 ☹
- I can subtract to 100 with the jump strategy. ☺ 😐 ☹
- I write down my in-between steps. ☺ 😐 ☹

TEACHER'S NOTE

The third step (jumping to the whole ten) is the hinge. Let pupils draw the jumps on an empty number line before doing it mentally. Pupils who are already fluent with the tens can skip block A.

Adding and subtracting to 100

For the teacher

★ ★ ★

ANSWERS

Grade 2–3 · REK-PM-L2

A · ADDING ACROSS THE TEN

1. 75	2. 81	3. 85	4. 63
5. 91	6. 87	7. 81	8. 83
9. 93	10. 83	11. 83	12. 92

B · SUBTRACTING ACROSS THE TEN

13. 36	14. 47	15. 25	16. 26
17. 53	18. 36	19. 25	20. 25
21. 27	22. 37	23. 37	24. 26

C · MIXED

25. 85	26. 36	27. 85	28. 37
29. 82	30. 34	31. 83	32. 28
33. 95	34. 37		

MATHS IN REAL LIFE

1. 75	2. 36	3. 85	4. 47
5. 85	6. 53		

NUMBER WALL

12 9 14 · 21 23 · 44

16 7 11 · 23 18 · 41

CHECK YOURSELF

1. 84	2. 37	3. 86	4. 37
5. 84	6. 33		