Adding and subtracting to 20

Work smart by jumping to 10 first.

★ ★ ★ EXPLANATION

Grade 1–2 · REK-PM-L1

Name: _____ Class: _____ Date: _____

1 What you will learn

You will learn to add and subtract up to 20 by jumping to 10 first. That is much faster than counting one by one.

WHAT YOU ALREADY KNOW

You know the number bonds to 10 (such as 5 = 2 and 3) and you can jump forwards and backwards on a number line.

WORDS YOU NEED

add subtract split ten jump

HOW TO DO IT — STEP BY STEP

1. **Look where you start.**
   The sum is 8 + 5. You start at 8.
2. **Count how many you need to reach 10.**
   From 8 to 10 is 2 steps.
3. **Split the second number.**
   Split 5 into 2 and 3. You use the 2 to reach 10.
4. **Add what is left.**
   10 + 3 = 13. So 8 + 5 = 13.

8 + 5 = 13

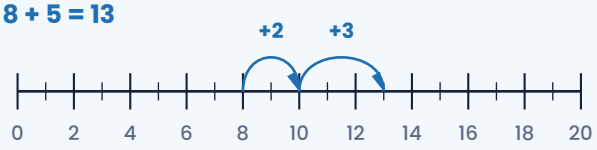

13 - 5 = 8

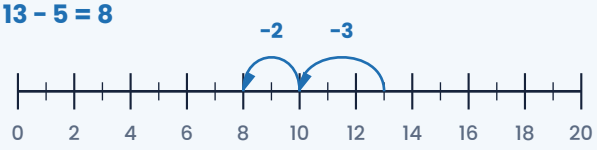

REMEMBER

Adding: first jump to 10, then add the rest.
Subtracting: first jump back to 10, then take off the rest.

QUESTIE'S TIP

Say your jump out loud: “from 8 to 10 is 2, then 3 more”. Saying it out loud means fewer mistakes.

Adding and subtracting to 20

Work smart by jumping to 10 first.

★ ★ ★ TOGETHER

Grade 1–2 · REK-PM-L1

Name: _____ Class: _____ Date: _____

1 Finish the adding jump

The first number is already there. Fill in both jumps and write the answer.

1. 8 + 5 = 8 + ☐ + ☐ = ☐
2. 7 + 6 = 7 + ☐ + ☐ = ☐
3. 9 + 4 = 9 + ☐ + ☐ = ☐
4. 6 + 7 = 6 + ☐ + ☐ = ☐
5. 8 + 6 = 8 + ☐ + ☐ = ☐
6. 9 + 5 = 9 + ☐ + ☐ = ☐

2 Finish the subtracting jump

First jump back to 10, then take off the rest.

1. 13 - 5 = 13 - ☐ - ☐ = ☐
2. 12 - 7 = 12 - ☐ - ☐ = ☐
3. 15 - 8 = 15 - ☐ - ☐ = ☐
4. 14 - 6 = 14 - ☐ - ☐ = ☐
5. 11 - 4 = 11 - ☐ - ☐ = ☐
6. 16 - 9 = 16 - ☐ - ☐ = ☐

3 Draw the jumps yourself

Draw the two arcs on the number line and write the answer.

7 + 8 =



16 - 9 =



QUESTIE'S TIP

Stuck? Put down 10 blocks — that is your first jump. Everything left over you add on.

Parent corner

Let your child say the jump out loud: from 8 to 10 is 2, then 3 more. If they get stuck, put down ten blocks or buttons; that makes the jump to 10 visible.

Adding and subtracting to 20

Work smart by jumping to 10 first.

★ ★ ★ PRACTICE

Grade 1–2 · REK-PM-L1

Name: _____ Class: _____ Date: _____

LOOK FIRST: HOW IT WORKS

8 + 5 = 13 First to 10, then add the rest.

1 A · Adding across 10

Work them out. Use the jump to 10.

1. 8 + 5 = ____	2. 7 + 6 = ____	3. 9 + 4 = ____
4. 6 + 7 = ____	5. 8 + 6 = ____	6. 9 + 5 = ____
7. 7 + 8 = ____	8. 6 + 9 = ____	9. 8 + 8 = ____
10. 9 + 7 = ____	11. 7 + 7 = ____	12. 9 + 9 = ____

2 B · Subtracting below 10

13. 13 - 5 = ____	14. 12 - 7 = ____	15. 15 - 8 = ____
16. 14 - 6 = ____	17. 11 - 4 = ____	18. 16 - 9 = ____
19. 13 - 9 = ____	20. 15 - 7 = ____	21. 12 - 3 = ____
22. 14 - 8 = ____	23. 17 - 9 = ____	24. 13 - 6 = ____

3 C · Mixed — adding and subtracting

25. 9 + 6 = ____	26. 16 - 7 = ____	27. 8 + 9 = ____
28. 14 - 5 = ____	29. 7 + 5 = ____	30. 18 - 9 = ____
31. 6 + 8 = ____	32. 15 - 6 = ____	33. 9 + 8 = ____
34. 13 - 4 = ____	35. 7 + 9 = ____	36. 12 - 7 = ____

Parent corner

Let your child say the jump out loud: from 8 to 10 is 2, then 3 more. If they get stuck, put down ten blocks or buttons; that makes the jump to 10 visible.

Adding and subtracting to 20

Work smart by jumping to 10 first.

★ ★ ★ APPLY

Grade 1–2 · REK-PM-L1

Name: _____ Class: _____ Date: _____

1 Maths in real life

Read carefully. Write the sum first, then the answer.

1. Sanne has 8 marbles. She wins 5 more. How many marbles does she have now?

   Sum: _____ Answer: _____

2. There are 16 children in the class. 7 children go to the gym. How many children stay in the class?

   Sum: _____ Answer: _____

3. Tom collects 9 stickers. His grandma gives him 6 more. How many stickers does he have now?

   Sum: _____ Answer: _____

4. There are 14 apples in the basket. Dad takes out 6. How many apples are left in the basket?

   Sum: _____ Answer: _____

5. Lisa reads 7 pages before dinner and 8 pages after dinner. How many pages does she read altogether?

   Sum: _____ Answer: _____

6. There are 13 bikes in the playground. 5 children ride home. How many bikes are left?

   Sum: _____ Answer: _____

2 Number wall

Add the two bricks below each other. Fill in the wall going up.

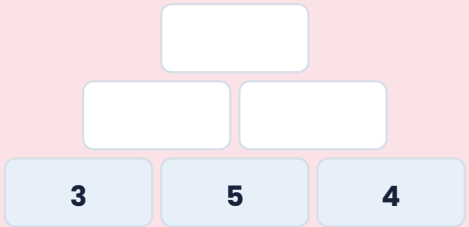

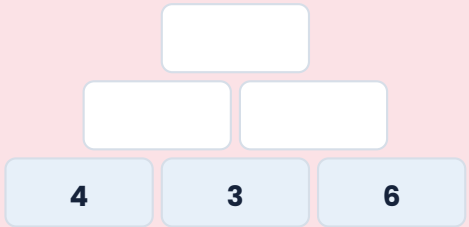

3 Write your own word problem

Write a word problem for the person next to you. Put the answer on the back, small.

Adding and subtracting to 20

Work smart by jumping to 10 first.

★ ★ ★
CHECK & CHALLENGE

Grade 1–2 · REK-PM-L1

Name: _____ Class: _____ Date: _____

1 Check yourself

Correct out of 6: ____

1. 9 + 6 = ____
2. 15 - 7 = ____
3. 8 + 7 = ____
4. 13 - 5 = ____
5. 7 + 9 = ____
6. 14 - 8 = ____

CHALLENGE

Build your own number wall

Make a number wall with 17 at the top. Choose the three bottom numbers yourself. Can you also do it with 20 on top? Draw it in the box below.

2 I can do this

- I can add up to 20 using the jump to 10. ☺ 😐 ☹
- I can subtract up to 20 using the jump to 10. ☺ 😐 ☹
- I can turn a story into a sum. ☺ 😐 ☹

TEACHER'S NOTE

Pupils who get stuck should build the jump with a bead string or rekenrek to 20 and say the jump out loud. Fluent pupils can skip block A and start at block C. Block B is the hardest: subtracting across the ten usually needs the most repetition.

Adding and subtracting to 20

For the teacher

★ ★ ★ ANSWERS

Grade 1–2 · REK-PM-L1

A · ADDING ACROSS 10

1. 13	2. 13	3. 13	4. 13
5. 14	6. 14	7. 15	8. 15
9. 16	10. 16	11. 14	12. 18

B · SUBTRACTING BELOW 10

13. 8	14. 5	15. 7	16. 8
17. 7	18. 7	19. 4	20. 8
21. 9	22. 6	23. 8	24. 7

C · MIXED — ADDING AND SUBTRACTING

25. 15	26. 9	27. 17	28. 9
29. 12	30. 9	31. 14	32. 9
33. 17	34. 9	35. 16	36. 5

MATHS IN REAL LIFE

1. 13	2. 9	3. 15	4. 8
5. 15	6. 8		

NUMBER WALL

3 5 4 · 8 9 · 17

4 3 6 · 7 9 · 16

CHECK YOURSELF

1. 15	2. 8	3. 15	4. 8
5. 16	6. 6		